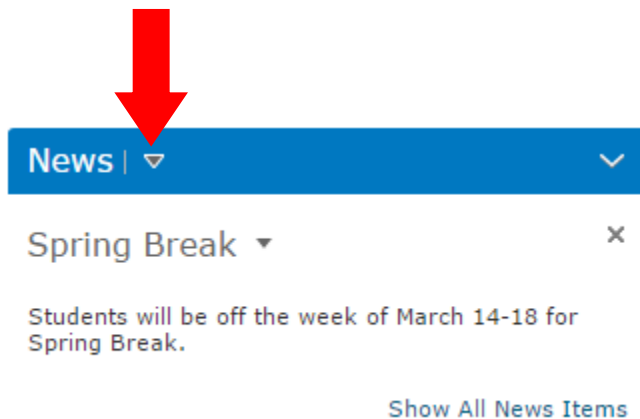
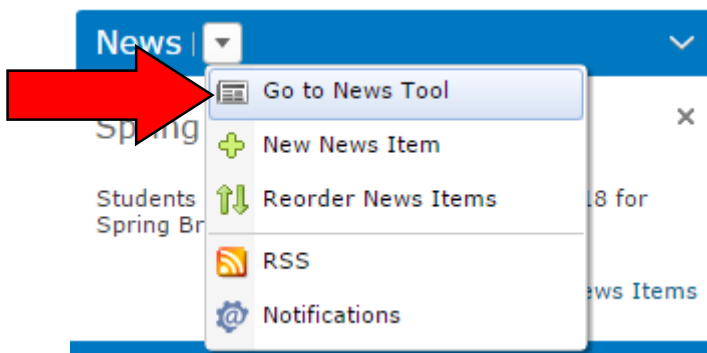


## How to Restore Deleted News Items

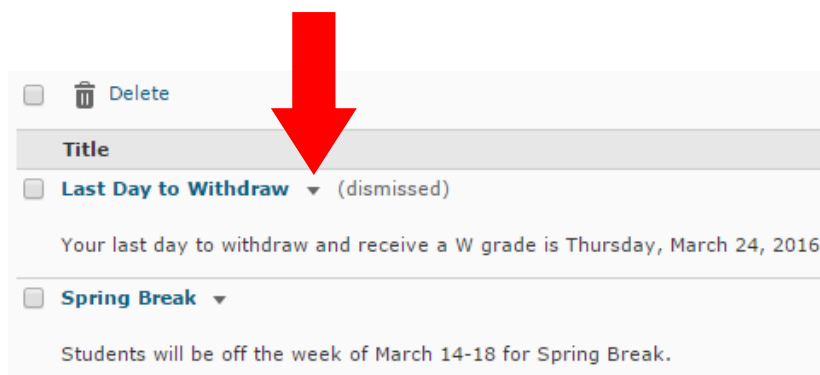
1. Login to GeorgiaView.
2. Navigate to the course where you want to restore a deleted news item.
3. Click the down arrow next to News.



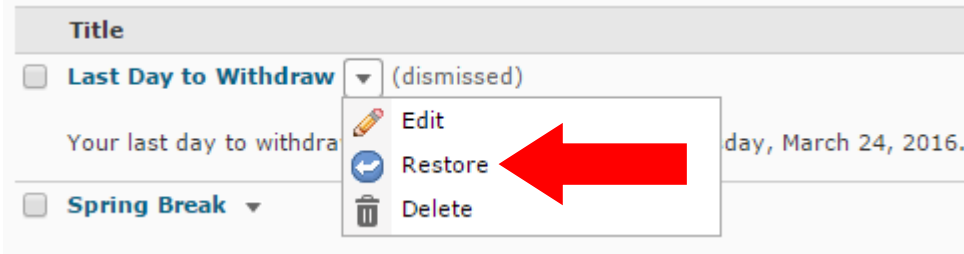
4. Select Go to News Tool from the drop-down menu.



5. Locate the News Item that you would like to restore.  
**Note: The News Item will have a greyed out "(dismissed)" next to its name.**
6. Click on the arrow next to the name of the selected News Item.



7. Select Restore from the drop-down menu.



8. You can return to Course Home to see if the News Item was successfully restored.